



# TSS G1

## LED Selectable Industrial Strip Gen 1

**CONTRACTOR XP**

Due to continuous product improvements, specification and/or equipment updates may change without notice.



(Images are shown for illustration purposes only)

### TSS G1

The **TSS LED Slim Industrial Strip** is a contractor series LED strip light that offers lumen and CCT selectable options in 4' and 8' sizes. The two-part housing design makes installation 70% faster and reduces accidents/damages. Emergency backup kit and multiple mounting options make the TSS your new "have-you-seen-this" option for strip lighting solutions.

Catalog Number	Description	Lumens	Watts	CCT	Voltage
TSS 4 30/40/50 G1FSK	LED Selectable Slim Industrial Strip, 4 FT, CCT Selectable, White finish	Selectable 3,120 - 5,200 Lm	Selectable 24- 40 W	Selectable 3500K - 5000K	120V - 277V
TSS 4 45 G14K	LED Static Slim Industrial Strip, 4 FT, 4000K CCT, White finish	4,550 Lm	45 W	4000K	120V - 277V
TSS 8 60/80/100 G1FSK	LED Selectable Slim Industrial Strip, 8 FT, CCT Selectable, White finish	Selectable 6,240 - 10,400 Lm	Selectable 48- 80 W	Selectable 3500K - 5000K	120V - 277V
TSS 8 85 G14K	LED Static Slim Industrial Strip, 8 FT, 4000K CCT, White finish	8,450 Lm	85 W	4000K	120V - 277V

### ORDERING GUIDE

Example: TSS 4 30/40/50 G1 FSK

Fixture Type	Size	Lumen Output	Generation	Voltage	Selectable CCT*	Finish	Emergency Backup	Accessories
• TSS LED Slim Industrial Strip	• 4 4ft	• 30/40/50 3,120 Lm / 24 W 4,160 Lm / 32 W 5,200 Lm / 40 W	• G1 First Generation	• BLANK 120-277 V	• FSK 3500K 4000K 5000K	• BLANK White	• BLANK None • EMD SH08D-UNV-056 Emergency Backup pre-installed	• BLANK None • BR1819P-B-D-L1 Motion sensor • TSS-SPCN-KIT Chain suspension kit • TSS-SPAC-KIT Aircraft cable suspension kit • TSS-JBCVR J-Box cover and hardware • WG-TSS 4 G1 Wire guard (use 2 for TSS 8) • RC-TSS G1 Row connector
	• 8 8ft	• 60/80/100 6,240 Lm / 48 W 8,320 Lm / 64 W 10,400 Lm / 80 W						

\*TSS 4 ft and TSS 8ft also available in non-selectable options.

## Performance Information

Series Number	Power Level	Lumens	Wattage	CCT
TSS 4 30/40/50 G1 FSK	High	5,200 Lm	40 W	3500K/ 4000K/5000K
	Medium	4,160 Lm	32 W	
	Low	3,120 Lm	24 W	
TSS 8 60/80/100 G1 FSK	High	10,400 Lm	80 W	
	Medium	8,320 Lm	64 W	
	Low	6,240 Lm	48 W	
TSS 4 45 G1 4K		4,550 Lm	35 W	4000K
TSS 8 85 G1 4K		8,450 Lm	65 W	

## Specifications

### Housing

Aluminum body with custom "SLG" molded plastic end caps.

### Ambient Temperature

Suitable for use in -20°C to 50°C (-4°F to 122°F).

### Mounting

Suspending and surface mounting options.

### Efficacy

Up to 130 lumens per watt.

### CCT and CRI

Field selectable: 3500K, 4000K, and 5000K. Non selectable option: 4000K. CRI 80.

### Lumen Output

Field selectable: 3,120 - 5,200 Lm (4ft), 6,240 - 10,400 Lm (8ft).  
Non-selectable: 4,550 Lm (4 ft) and 8,450 Lm (8ft).

### Warranty

5-year limited warranty. Comprehensive warranty terms can be located on [www.slgus.com](http://www.slgus.com).

### Electrical

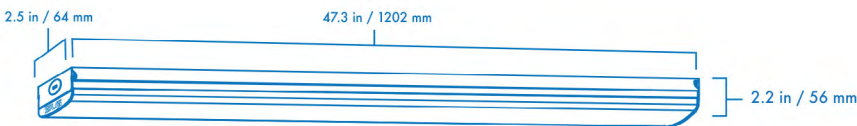
Standard 120V - 277V  
0-10V dimming standard with a dimming range of 100% to 10%.

### Certifications

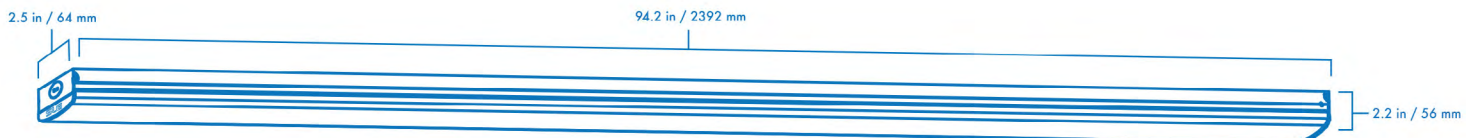
UL Listed. Design Lights Consortium® (DLC) Standard 5.1 qualified product. Rated for Damp Location. Not all versions of this product may be DLC qualified. Please visit [www.slgus.com](http://www.slgus.com) to confirm which versions are qualified.

## Dimensions

### TSS 4 (2.5" x 4')



### TSS 8 (2.5" x 8')



# TSS G1



## Mounting



TSS-JBCVR

J-Box cover and hardware.



TSS-SPCN-KIT

Chain suspension kit.



TSS-SPAC-KIT

Aircraft cable suspension kit.

## Accessories



RC-TSS G1

Row connector.



WG-TSS 4 G1

Wire guard.

## Emergency Backup



•EMD SH08D-UNV-056

Product Specifications			
<b>Input Voltage</b>	100-347V AC, 50/60Hz	<b>Output Voltage</b>	36-56V DC
<b>Input Current (Max)</b>	100mA	<b>Warranty</b>	5 Years
<b>Input Power (Max)</b>	7 W max	<b>Output Power</b>	8 W
<b>Emergency Time</b>	90 Minutes	<b>Battery Type</b>	Li-ion 7.4V/2500mAH
<b>Charging Time</b>	≥ 24 Hours	<b>Ambient Temp</b>	5°C - 50°C (41°F - 122°F)

## Electrical Load

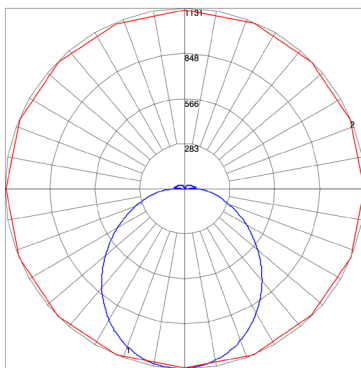
### TSS 4 and TSS 8 Selectable Lumen/Watt

Watt	Current (A)			
	120V	208V	240V	277V
24W	0.20	0.12	0.10	0.09
32W	0.27	0.15	0.13	0.12
40W	0.33	0.19	0.16	0.14
48W	0.40	0.23	0.20	0.17
64W	0.53	0.31	0.27	0.23
80W	0.67	0.38	0.34	0.29

### TSS 4 and TSS 8 Static Lumen/Watt

Watt	Current (A)			
	120V	208V	240V	277V
35W	0.29	0.17	0.15	0.13
65W	0.54	0.31	0.27	0.23

## Photometrics

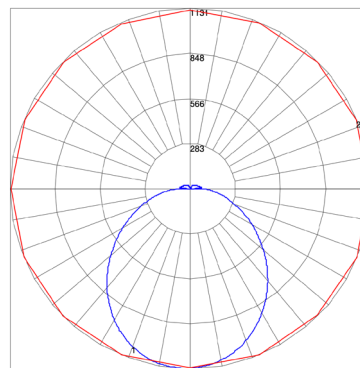


Maximum Candela = 1131 Located At Horizontal Angle = 225, Vertical Angle = 2.5  
 # 1 - Vertical Plane Through Horizontal Angles (225 - 45) (Through Max. Cd.)  
 # 2 - Horizontal Cone Through Vertical Angle (2.5) (Through Max. Cd.)

**TSS 4 30/40/50 G1 FSK**  
 Lumen setting (30 - 3120 LM)  
 CCT setting 3500K Wattage (24W)

### ZONAL LUMEN SUMMARY

ZONE	LUMENS	%LAMP	%FIXT
0-20	410.37	11.90	11.90
0-30	865.47	25.20	25.10
0-40	1403.46	40.80	40.80
0-60	2439.05	70.90	70.90
0-80	3092.66	89.90	89.90
0-90	3226.03	93.70	93.70
10-90	3119.46	90.70	90.60
20-40	993.09	28.90	28.90
20-50	1539.03	44.70	44.70
40-70	1424.36	41.40	41.40
60-80	653.62	19.00	19.00
70-80	264.85	7.70	7.70
80-90	133.36	3.90	.90
90-110	101.97	3.00	3.00
90-120	143.03	4.20	4.20
90-130	174.36	5.10	5.10
90-150	208.44	6.10	6.10
90-180	215.61	6.30	6.30
110-180	113.65	3.30	3.30
0-180	3441.64	100.00	100.00



Maximum Candela = 1131 Located At Horizontal Angle = 225, Vertical Angle = 2.5  
 # 1 - Vertical Plane Through Horizontal Angles (225 - 45) (Through Max. Cd.)  
 # 2 - Horizontal Cone Through Vertical Angle (2.5) (Through Max. Cd.)

**TSS 4 30/40/50 G1 FSK**  
 Lumen setting (30 - 3120 LM)  
 CCT setting 3500K Wattage (24W)

### ZONAL LUMEN SUMMARY

ZONE	LUMENS	%LAMP	%FIXT
0-20	410.37	11.90	11.90
0-30	865.47	25.20	25.10
0-40	1403.46	40.80	40.80
0-60	2439.05	70.90	70.90
0-80	3092.66	89.90	89.90
0-90	3226.03	93.70	93.70
10-90	3119.46	90.70	90.60
20-40	993.09	28.90	28.90
20-50	1539.03	44.70	44.70
40-70	1424.36	41.40	41.40
60-80	653.62	19.00	19.00
70-80	264.85	7.70	7.70
80-90	133.36	3.90	.90
90-110	101.97	3.00	3.00
90-120	143.03	4.20	4.20
90-130	174.36	5.10	5.10
90-150	208.44	6.10	6.10
90-180	215.61	6.30	6.30
110-180	113.65	3.30	3.30
0-180	3441.64	100.00	100.00

## Shipping Information



\*Box render is for example purposes only.

Product number	Individual box size	Individual box weight	# per carton	Carton box size	Carton box weight
TSS 4	48" x 3" x 2.5"	4.3 lbs	9	48.5" x 9" x 8"	40.57 lbs
TSS 8	95" x 3" x 2.5"	8.49 lbs	4	96" x 6.5" x 5.5"	36.38 lbs