

TPS G2


Selectable LED Backlit Panel Series Generation 2



TPS 22
2' x 2'



TPS 14
1' x 4'



TPS 24
2' x 4'



OVERVIEW

The **TPS G2 Selectable Backlit Panel Series** is designed with innovative backlit technology for even, edge-to-edge illumination that covers the entire surface of the panel. This built-for-all and built-to-last flat panel is available in three sizes and features 3 Selectable Color Temperatures and 3 Lumen Adjustable Levels.

FEATURES

HOUSING

Light weight aluminum frame housing.

AMBIENT TEMPERATURE

Suitable for use in -20°C to 50°C (-4°F to 122°F).

MOUNTING

Surface, recessed, or suspension cable mounting.

LUMENS

Selectable lumen packages ranging from 2,750 - 5,500 Lm.

EFFICACY

110 LM/W

CCT AND CRI

Selectable 3500K/4000K/5000K CCT; 80+ CRI

OPTICS

White frosted diffuser

ELECTRICAL

50/60Hz Operation with 120-277V input. Standard 0-10V dimming.

WARRANTY

5-year limited warranty.

CERTIFICATIONS

UL Listed for damp locations. FCC compliant. RoHs compliant. Design Lights Consortium® (DLC) Standard 5.1 qualified product. Not all versions of this product may be DLC qualified. Please visit www.slgus.com to confirm which versions are qualified.

ORDERING GUIDE

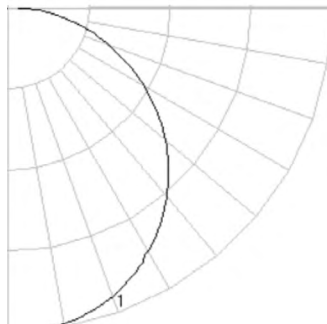
ORDERING EXAMPLE: **TPS 24 35/45/55 G2 FSK**

Luminaire	Size	Lumen Output	Generation	Voltage	CCT	Finish	Options
TPS Selectable Backlit Panel Series	14 1' x 4'	30/35/45 2,750/3,300/4,400 Lumens 25W/30W/40W	G2 Gen 2	BLANK 120-277V	FSK Selectable 3500K/4000K/5000K	BLANK White	BLANK No option EL UNV-8W-PANEL Emergency Driver 8W 2x2SMK-PANEL-3IN Surface Mounting Kit for TPS 22 - 3" height 2x4SMK-4IN Surface Mounting Kit for Panel and Troffer, 48" x 24" x 4" 1x4SMK-4IN Surface Mounting Kit for TPS 14 - 4" height 2X2FLANGE Flange kit for TPS 22 2X4FLANGE Flange kit for TPS 24 1X4FLANGE Flange kit for TPS 14 TP-SCABLE Suspended Cable for Panel, 1 set per luminaire, 7 ft. max.
	22 2' x 2'	30/35/45 2,750/3,300/4,400 Lumens 25W/30W/40W					
	24 2' x 4'	35/45/55 3,300/4,400/5,500 Lumens 30W/40W/50W					

PHOTOMETRIC

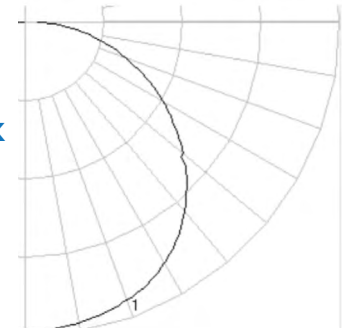
Luminaire:
TPS 22 30/35/45 G2 FSK

Lumens: 3,390 Lumens
 Power: 30W
 Efficacy: 110 lm/W
 Beam Angle: 120°
 Spacing Criterion: 1.28

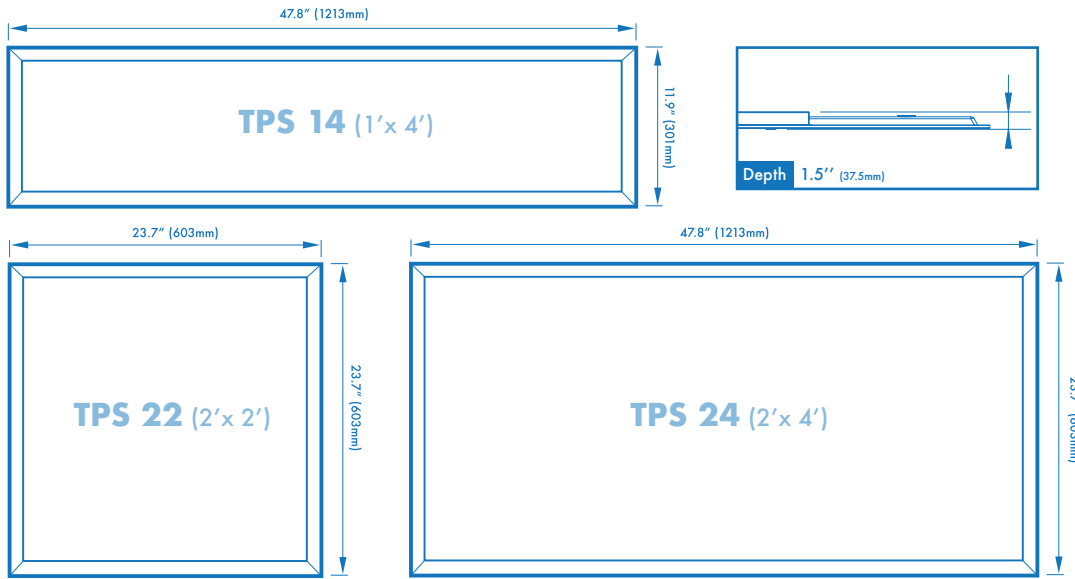


Luminaire:
TPS 24 35/45/55 G2 FSK

Lumens: 4,520 Lumens
 Power: 40W
 Efficacy: 110 lm/W
 Beam Angle: 120°
 Spacing Criterion: 1.30



LUMINAIRE DIMENSIONS



PERFORMANCE DATA

FIXTURE	SIZE	WATT	VOLTAGE	3500K	4000K	5000K	MOUNTING HEIGHT	MAX. EFFICACY
				LUMEN	LUMEN	LUMEN		
TPS 14 30/35/45 G2 FSK	1' x 4'	25	120-277V	2900	2925	2950	7-12'	117
		30	120-277V	3390	3420	3450	7-12'	114
		40	120-277V	4400	4440	4480	7-12'	111
TPS 22 30/35/45 G2 FSK	2' x 2'	25	120-277V	2900	2925	2950	7-12'	117
		30	120-277V	3390	3420	3450	7-12'	114
		40	120-277V	4400	4440	4480	7-12'	111
TPS 24 35/45/55 G2 FSK	2' x 4'	30	120-277V	3480	3510	3540	7-12'	116
		40	120-277V	4520	4560	4600	7-12'	114
		50	120-277V	5500	5550	5600	7-12'	111

ELECTRICAL LOAD

Watt	Current (A)			
	120V	208V	240V	277V
25W	0.21	0.12	0.10	0.09
30W	0.25	0.14	0.13	0.11
40W	0.33	0.19	0.16	0.14
50W	0.42	0.24	0.21	0.18

SHIPPING INFORMATION

Product number	# per carton	Carton box size	Carton box weight
TPS 14 30/35/45 G2 FSK	4	49.5" x 7.5" x 13.75"	28.13 lbs
TPS 14 30/35/45 G2 FSK EL UNV-8W-PANEL	4	49.4" x 6.3" x 13.85"	34.26 lbs
TPS 22 30/35/45 G2 FSK	4	25.4" x 6.25" x 25.7"	25.93 lbs
TPS 22 30/35/45 G2 FSK EL UNV-8W-PANEL	4	25.4" x 6.25" x 25.7"	32.06 lbs
TPS 24 35/45/55 G2 FSK	4	49.4" x 6.25" x 25.7"	37.92 lbs
TPS 24 35/45/55 G2 FSK EL UNV-8W-PANEL	4	49.6" x 7.5" x 25.75"	47.40 lbs



*Box renders are for example purposes only.