

PROJECT: _____
 CATALOG #: _____
 FIXTURE TYPE: _____
 NOTES: _____

FLS Mini Flood Light Series Gen 1



FLS 51



FLS 30



FLS 15

Images are shown for illustration purposes only.



The *FLS Mini Flood Light Series Gen 1* are capable of replacing 150W Incandescent PAR lamps and 100W Metal Halide Floodlights for greater energy savings.

APPLICATIONS

Landscape, Sign Lighting, Building Accent lighting, etc.

REPLACEMENT

50W MH - 100W MH
 100W-150W Halogen

PERFORMANCE INFORMATION

SERIES NUMBER	WATT	LUMENS	CCT	NEMA TYPE
FLS 15 G1 5K	15W	1,500	5000K	7Hx7V
FLS 30 G1 5K	30W	3,000	5000K	7Hx7V
FLS 51 G1 5K	45W	5,400	5000K	7Hx7V

MOUNTING



1/2" Knuckle Mount



Trunnion Mount

ORDERING GUIDE						EXAMPLE: FLS 15 G1 5K
Luminaire Type	Lumen Output	Generation	Voltage	CCT	Finish	Mount
FLS Mini Flood Lights	15 1,500 Lumens 30 3,000 Lumens 51 5,400 Lumens	G1	BLANK= 120-277V	3K 3000K 4K 4000K 5K 5000K	BLANK= Dark Bronze	BLANK= 1/2" Knuckle Mount T= Trunnion Mount

Due to continuous product improvements, specification and/or equipment updates may change without notice.

SPECIFICATIONS

HOUSING

Precision die-cast aluminum housing.

AMBIENT TEMPERATURE

Suitable for use in -40°C to +45°C (-40°F to 113°F)

MOUNTING

Mounting options include Knuckle mount, Trunnion mount, or Wall mount.

EFFICACY

Up to 120 lumen's per watt (see individual wattage data)

CCT AND CRI

3000K, 4000K, and 5000K CCT available; 70CRI

OPTICS

NEMA Wide (7H X 7V) with frosted acrylic lens

GASKETS

High temperature molded one-piece silicone.

FASTENERS

Stainless steel, tamper proof.

WARRANTY

10-year limited warranty. Comprehensive warranty terms can be located on www.slgus.com.

ELECTRICAL

Driver efficiency (>90% standard), 50/60Hz available in 120-277V. Open/short circuit protection.

ENERGY DATA

Constant current driver efficiency above 90%.

FINISH

Polyester Powder Dark Bronze finish.

CERTIFICATIONS

UL Listed for wet locations. Equivalent to IP65 rating. FCC compliant. RoHs compliant.

MOUNTING



1/2" Knuckle Mount

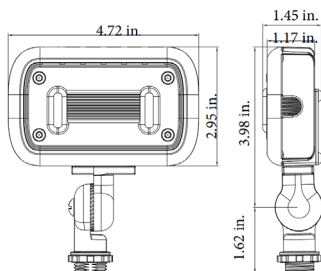


Trunnion Mount

DIMENSIONS

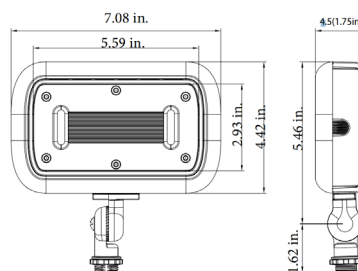
15W

Weight: .95 LBS



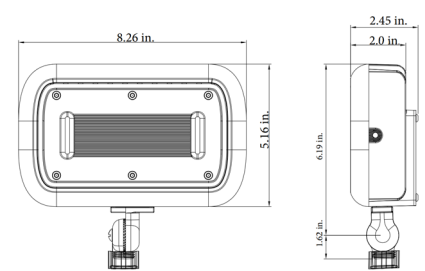
30W

Weight: 1.9 LBS



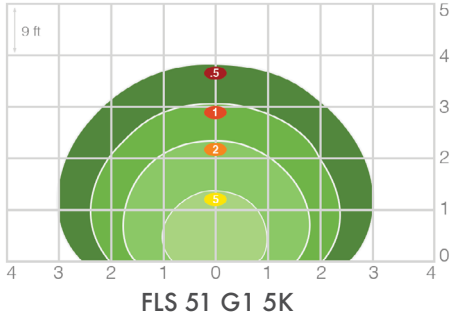
45W

Weight: 3.85 LBS



Due to continuous product improvements, specification and/or equipment updates may change without notice.

PHOTOMETRIC



At 15 ft setback and aimed 30 degree upon horizon

Mounting Height	8	10	12	15	18	20
Multiplier	3.5	2.3	1.6	1.0	0.7	0.6

PERFORMANCE COMPARISON

Series Number	Wattage	Lumen	Efficacy	Replaces	Voltage
FLS 15	15W	1,500	100 Lm/W	100W Halogen / 50W HID	120-277V
FLS 30	30W	3,000	100 Lm/W	100W Halogen / 50W HID	120-277V
FLS 51	45W	5,400	120 Lm/W	150W Halogen / 100W HID	120-277V

ELECTRICAL LOAD

Series Number	Wattage	Current (A)			
		120V	208V	240V	277V
FLS 15 G1 5K	15W	0.13	0.07	0.06	0.05
FLS 30 G1 5K	30W	0.25	0.14	0.13	0.11
FLS 51 G1 5K	45W	0.38	0.22	0.19	0.16

Due to continuous product improvements, specification and/or equipment updates may change without notice.